



FS Temple

Single fired floor tiles


FS Temple Black




FS Temple

Single fired floor tiles


FS Temple Sage




FS TEMPLE Black



FS TEMPLE Blue

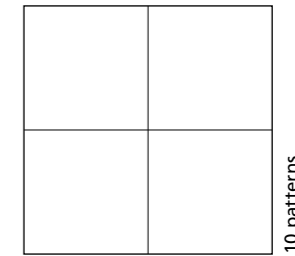


FS TEMPLE Oxide



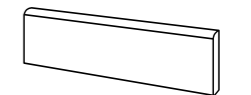
FS TEMPLE Sage

FS TEMPLE



45 * 45 * 1,05 cm | 18 * 18"

NO RECTIFIED	NATURAL PRICE CODE BN14
BLUE	24716
OXIDE	24715
SAGE	24714
BLACK	24713



Rodapie - Skirting (R. FS 0)
8 * 45 cm | 3 * 18" P8

CARACTERÍSTICAS TÉCNICAS TECHNICAL CHARACTERISTICS			
joint 1.5 mm	frost proof	versatile	matt
diferent shades	shade variation	various graphics	

CARACTERÍSTICAS TÉCNICAS ANTIDESLIZAMIENTO ANTI-SLIP CHARACTERISTICS		
Ensayo Essay	Características Features	Resultado Result
DIN 51130	Ángulo crítico (Pies calzados) Critical angle (footwear)	R9
BS-7976-2	Antideslizamiento (Test del péndulo) Slip resistance (Pendulum test-PTV)	+36 Wet
UNE-ENV-12633	Antideslizamiento (Test del péndulo) Slip resistance (Pendulum test)	Class 1
ANSI A.1371	Coefficiente de Fricción Dinámico Dynamic Coefficient of Friction (DCOF)	>0,42
ISO 10545-7	Resistencia a la Abrasión Superficial/Resistance to Surface Abrasion	PEI 4

EMBALAJE PACKING								(Los pesos aquí reflejados pueden sufrir ligeras variaciones en función del lote de producción. Weights shown here may slightly vary depending on the production lot.)	
Formato Sizes	Cajas Boxes			Pallet			Cont./20' 21500 kg.	Cont./20' 24000 kg.	
cm	Piezas	m ² / sq.m	kg	Cajas	m ² / sq.m	kg	Tamaño cm aprox.	m ² / sq.m	m ² / sq.m
45 * 45 * 1,05	5	1	23,139	66	66	1551	120 * 80 * 105	914,89	1021,28
inch	units	ft ²	lb	Boxes	ft ²	lb	Sizes Inch approx.	ft ²	ft ²
17 11/16 * 17 11/16 * 7/16	5	10,76	51,02	66	710,42	3419,96	47 1/4 * 31 1/2 * 41 5/16	9847,91	10993,02